




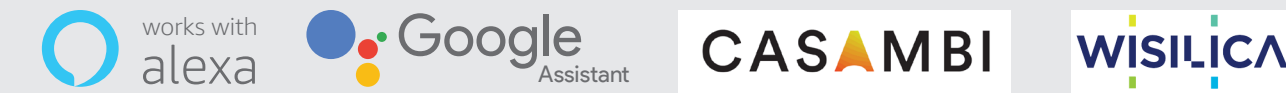


ROTOR | TECHNICAL DETAILS



Available Colors:  Black  Wood  Brushed Silver  Brushed Bronze  Brushed Gold

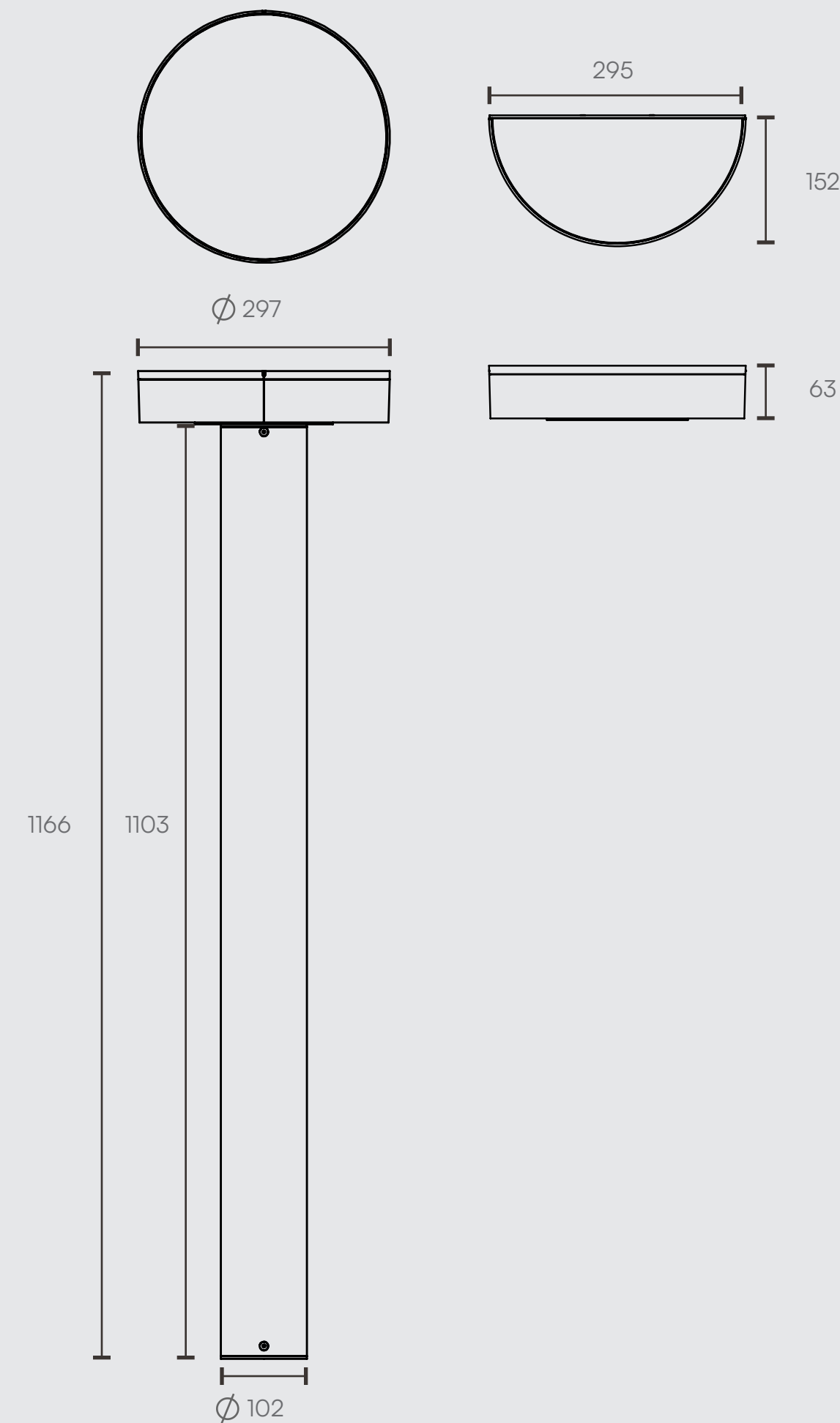


| | ROTOR HALF | ROTOR FULL 360 |
|--|------------|----------------|
|--|------------|----------------|

| | | |
|------------------|-------------------------------|---------------|
| Ip Rating : | IP 67 | IP 67 |
| System Lumen : | 1496 lm | 1927 lm |
| System Wattage : | 20 W | 32 W |
| DC Current : | 750 mA | 500 mA |
| Efficiency : | > 75 - 90% | > 75 - 90% |
| Efficacy : | 74 lm/W | 60 lm/W |
| CCT (K) : | 2700K - 5700K | 2700K - 5700K |
| CRI : | > 80 & 90 + | > 80 & 90 + |
| Mcadam : | 3SDCM | 3SDCM |
| Lifetime : | L80/B10 (>50,000 HRS@Ta 30°C) | |
| Beam Angle : | Asymmetric | Asymmetric |
| UGR Value : | < 47 | < 47 |

DRIVER SPECIFICATIONS

| | | |
|---------------|-----------------------|------------|
| Input : | 220 - 240V ~ 50/60 Hz | |
| Integration : | Integrated | Integrated |
| Tunable : | No | No |
| Dimmable : | Yes | Yes |
| Driver Type : | On-Off/ Dali 2.0 | |



All dimensions are in mm